

\*\*\*\*\*

**LYKIS MARKETING PRIVATE LIMITED**

**Financial Statements**

*(Financial Year: 2021 - 2022)*

\*\*\*\*\*

## INDEPENDENT AUDITOR'S REPORT

To the Members of

**Lykis Marketing Private Limited.**

### Report on the Standalone Financial Statements

#### Opinion

We have audited the accompanying standalone financial statements of Lykis Marketing Private Limited ("the Company"), which comprise the Balance Sheet as at March 31, 2022, the Statement of Profit and Loss (Including other comprehensive income), Statement of Changes in Equity and the Cash Flow Statements for the year then ended, and a summary of significant accounting policies and other explanatory information.

#### Basis for Opinion

We conducted our audit in accordance with the Standards on Auditing (SAs) specified under Section 143(10) of the Act. Our responsibilities under those SAs are further described in the Auditor's Responsibilities for the Audit of the Standalone Financial Statements section of our report. We are independent of the Company in accordance with the Code of Ethics issued by the Institute of Chartered Accountants of India together with the ethical requirements that are relevant to our audit of the standalone financial statements under the provisions of the Act and the Rules thereunder, and we have fulfilled our other ethical responsibilities in accordance with these requirements and the Code of Ethics. We believe that the audit evidence we have obtained is sufficient and appropriate to provide a basis for our opinion.

#### Management's Responsibility for the Standalone Financial Statements

The Company's Board of Directors is responsible for the matters stated in Section 134(5) of the Companies Act, 2013 ("the Act") with respect to the preparation and presentation of these standalone financial statements that give a true and fair view of the state of affairs, profit/loss (including other comprehensive income), changes in equity and cash flows of the Company in accordance with the accounting principles generally accepted in India, including the Indian Accounting Standards (IND AS) specified under Section 133 of the Act. This responsibility also includes maintenance of adequate accounting records in accordance with the provisions of the Act for safeguarding the assets of the Company and for preventing and detecting frauds and other irregularities; selection and application of appropriate accounting policies; making judgments and estimates that are reasonable and prudent; and design, implementation and maintenance of adequate internal financial controls, that were operating effectively for ensuring the accuracy and completeness of the accounting records, relevant to the preparation and presentation of the financial statements that give a true and fair view and are free from material misstatement, whether due to fraud or error.

In preparing the standalone financial statements, management and Board of Directors are responsible for assessing the Company's ability to continue as a going concern, disclosing, as applicable, matters related to going concern and using the going concern basis of accounting unless management either intends to liquidate the Company or to cease operations, or has no realistic alternative but to do so.

Board of Directors is also responsible for overseeing the Company's financial reporting process.



## Auditors' Responsibility

Our objectives are to obtain reasonable assurance about whether the standalone financial statements as a whole are free from material misstatement, whether due to fraud or error, and to issue an auditor's report that includes our opinion. Reasonable assurance is a high level of assurance, but is not a guarantee that an audit conducted in accordance with SAs will always detect a material misstatement when it exists. Misstatements can arise from fraud or error and are considered material if, individually or in the aggregate, they could reasonably be expected to influence the economic decisions of users taken on the basis of these standalone financial statements.

As part of an audit in accordance with SAs, we exercise professional judgment and maintain professional skepticism throughout the audit. We also:

- Identify and assess the risks of material misstatement of the standalone financial statements, whether due to fraud or error, design and perform audit procedures responsive to those risks, and obtain audit evidence that is sufficient and appropriate to provide a basis for our opinion. The risk of not detecting a material misstatement resulting from fraud is higher than for one resulting from error, as fraud may involve collusion, forgery, intentional omissions, misrepresentations, or the override of internal control.
- Obtain an understanding of internal control relevant to the audit in order to design audit procedures that are appropriate in the circumstances. Under Section 143(3)(i) of the Act, we are also responsible for expressing our opinion on whether the company has adequate internal financial controls with reference to standalone financial statements in place and the operating effectiveness of such controls.
- Evaluate the appropriateness of accounting policies used and the reasonableness of accounting estimates and related disclosures made by management.
- Conclude on the appropriateness of management's use of the going concern basis of accounting and, based on the audit evidence obtained, whether a material uncertainty exists related to events or conditions that may cast significant doubt on the Company's ability to continue as a going concern. If we conclude that a material uncertainty exists, we are required to draw attention in our auditor's report to the related disclosures in the standalone financial statements or, if such disclosures are inadequate, to modify our opinion. Our conclusions are based on the audit evidence obtained up to the date of our auditors' report. However, future events or conditions may cause the Company to cease to continue as a going concern.
- Evaluate the overall presentation, structure and content of the standalone financial statements, including the disclosures, and whether the standalone financial statements represent the underlying transactions and events in a manner that achieves fair presentation.



We communicate with those charged with governance regarding, among other matters, the planned scope and timing of the audit and significant audit findings, including any significant deficiencies in internal control that we identify during our audit.

We also provide those charged with governance with a statement that we have complied with relevant ethical requirements regarding independence, and to communicate with them all relationships and other matters that may reasonably be thought to bear on our independence, and where applicable, related safeguards.

### **Report on Other Legal and Regulatory Requirements**

1. As required by the Companies (Auditor's Report) Order, 2016 ("the Order) issued by the Central Government of India in terms of sub - section (11) of Section 143(3) of the Companies Act, 2013, we give in "Annexure A" a statement on the matters specified in paragraphs 3 & 4 of the order to the extent applicable.

(A) As required by section 143(3) of the Act, we report that:

- a. We have sought and obtained all the information and explanations which to the best of our Knowledge and belief were necessary for the purposes of our audit.
- b. In our opinion, proper books of account as required by law have been kept by the Company so far as it appears from our examination of those books.
- c. The Balance Sheet, the Statement of Profit and Loss (including other comprehensive income), the Statement of Changes in Equity and the Statement of Cash Flows dealt with by this Report are in agreement with the books of account.
- d. In our opinion, the aforesaid standalone financial statements comply with the Ind AS specified under Section 133 of the Act.
- e. On the basis of the written representations received from the directors as on 31st March, 2022 and taken on record by the Board of Directors, none of the directors is disqualified as on 31st March, 2022 from being appointed as a director in terms of Section 164(2) of the Act.
- f. With respect to the adequacy of the internal financial control over financial reporting of the Company and the operating effectiveness of such controls, refer to our separate report in "Annexure B". Our report expresses an unqualified opinion on the adequacy and operating effectiveness of the company's internal financial controls over financial reporting.
- g. With respect to the other matters to be included in the Auditor's Report in accordance with Rule 11 of the Companies (Audit and Auditors) Rules, 2014, in our opinion and to the best of our information and according to the explanations given to us:
  - i. The Company does not have any pending litigations which would impact its financial position.



- ii. The Company did not have any long-term contracts including derivative contracts for which there were any material foreseeable losses.
- iii. There were no amounts which were required to be transferred to the Investor Education and Protection Fund by the Company.

For **K T P S & Co.**  
Chartered Accountant  
FRN: 134942W



**CA Anurag Khandelia**  
Partner

Mem. No.: 172909

UDIN - 22172909AIJRLM6158

**Place:** Mumbai

**Date:** 29/04/2022

## **ANNEXURE "B" TO THE INDEPENDENT AUDITOR'S REPORT**

(Referred to in paragraph 1(A)(f) under 'Report on Other Legal and Regulatory Requirements' section of our report of even date)

### **Report on the Internal Financial Controls under Clause (i) of Sub-section 3 of Section 143 of the Companies Act, 2013 ("the Act")**

We have audited the internal financial controls over financial reporting of Lykis Marketing Private Limited ("the Company") as of March 31, 2022 in conjunction with our audit of the standalone financial statements of the Company for the year ended on that date.

#### **Management's Responsibility for Internal Financial Controls**

The Company's management is responsible for establishing and maintaining internal financial controls based on the internal control over financial reporting criteria established by the Company considering the essential components of internal control stated in the Guidance Note on Audit of Internal Financial Controls over Financial Reporting issued by the Institute of Chartered Accountants of India". These responsibilities include the design, implementation and maintenance of adequate internal financial controls that were operating effectively for ensuring the orderly and efficient conduct of its business, including adherence to company's policies, the safeguarding of its assets, the prevention and detection of frauds and errors, the accuracy and completeness of the accounting records, and the timely preparation of reliable financial information, as required under the Companies Act, 2013.

#### **Auditors' Responsibility**

Our responsibility is to express an opinion on the Company's internal financial controls over financial reporting based on our audit. We conducted our audit in accordance with the Guidance Note on Audit of Internal Financial Controls over Financial Reporting (the "Guidance Note") issued by the Institute of Chartered Accountants of India and the Standards on Auditing prescribed under section 143(10) of the Companies Act, 2013, to the extent applicable to an audit of internal financial controls. Those Standards and the Guidance Note require that we comply with ethical requirements and plan and perform the audit to obtain reasonable assurance about whether adequate internal financial controls over financial reporting was established and maintained and if such controls operated effectively in all material respects.

Our audit involves performing procedures to obtain audit evidence about the adequacy of the internal financial controls system over financial reporting and their operating effectiveness. Our audit of internal financial controls over financial reporting included obtaining an understanding of internal financial controls over financial reporting, assessing the risk that a material weakness exists, and testing and evaluating the design and operating effectiveness of internal control based on the assessed risk. The procedures selected depend on the auditor's judgment, including the assessment of the risks of material misstatement of the financial statements, whether due to fraud or error.

We believe that the audit evidence we have obtained is sufficient and appropriate to provide a basis for our audit opinion on the Company's internal financial controls system over financial reporting.



## Meaning of Internal Financial Controls over Financial Reporting

A company's internal financial control over financial reporting is a process designed to provide reasonable assurance regarding the reliability of financial reporting and the preparation of financial statements for external purposes in accordance with generally accepted accounting Principles. A company's internal financial control over financial reporting includes those policies and procedures that (1) pertain to the maintenance of records that, in reasonable detail, accurately and fairly reflect the transactions and dispositions of the assets of the company; (2) provide reasonable assurance that transactions are recorded as necessary to permit preparation of financial statements in accordance with generally accepted accounting principles, and that receipts and expenditures of the company are being made only in accordance with authorizations of management and directors of the Company; and (3) provide reasonable assurance regarding prevention or timely detection of unauthorized acquisition, use, or disposition of the Company's assets that could have a material effect on the financial statements.

## Inherent Limitations of Internal Financial Controls over Financial Reporting

Because of the inherent limitations of internal financial controls over financial reporting, including the possibility of collusion or improper management override of controls, material misstatements due to error or fraud may occur and not be detected. Also, projections of any evaluation of the internal financial controls over financial reporting to future periods are subject to the risk that the internal financial control over financial reporting may become inadequate because of changes in conditions, or that the degree of compliance with the policies or procedures may deteriorate.

## Opinion

In our opinion, the Company has maintained, in all material respects, an adequate internal financial controls system over financial reporting and such internal financial controls over financial reporting were operating effectively as at March 31, 2022, based on the internal control over financial reporting criteria established by the Company considering the essential components of internal control stated in the Guidance Note.

For **K T P S & Co.**  
Chartered Accountant  
FRN: 134942W

  
**CA Anurag Khandelia**  
Partner

Mem. No.: 172909  
UDIN - 22172909AIJRLM6158

**Place:** Mumbai  
**Date:** 29/04/2022

## ANNEXURE "A" TO THE INDEPENDENT AUDITOR'S REPORT

With reference to the Annexure A referred to in the Independent Auditors' Report to the members of the Company on the standalone financial statements for the year ended 31 March 2022, we report the following:

- (i) The Company does not have any property, plant and equipment or intangible assets or right of use assets or investment property and accordingly, reporting under clause 3(i) of the Companies (Auditor's Report) Order, 2020 (hereinafter referred to as 'the Order') is not applicable to the Company.
- (ii) The Company does not hold any inventory/tangible inventory. Accordingly, reporting under clause 3(ii) of the Order is not applicable to the Company and the Company has not been sanctioned working capital limits/ working capital limits in excess of five crore rupees by banks or financial institutions on the basis of security of current assets during any point of time of the year. Accordingly, reporting under clause 3(ii)(b) of the Order is not applicable to the Company.
- (iii) According to the information and explanations given to us and on the basis of our examination of the books of account, during the year the Company has not granted any loans, secured or unsecured, to companies, firms, Limited Liability Partnerships or other parties covered in the register maintained under Section 189 of the Companies Act, 2013. Consequently, the provisions of clauses iii(a) to iii(c) of the order are not applicable to the Company.
- (iv) In our opinion and according to the information and explanations given to us, the company has complied with the provisions of section 185 and 186 of the Companies Act, 2013 in respect of grant of loans, making investments, providing guarantees and securities, as applicable.
- (v) According to the information and explanations given to us, the Company has not accepted any deposit during the year and does not have unclaimed deposits as at 31 March, 2022 and therefore reporting under clause 3(v) of the Order is not applicable to the Company.
- (vi) The Central Government has not specified maintenance of cost records under sub-section (1) of section 148 of the Act, in respect of Company's products/business activity. Accordingly, reporting under clause 3(vi) of the Order is not applicable.
- (vii) (a) According to the information and explanations given to us and on the basis of our examination of records of the company, amount deducted/accrued in the books of accounts in respect of undisputed statutory dues including Provident Fund, Employees' State Insurance, Income-tax, Sales-tax, Service Tax, duty of Customs, duty of Excise, value added tax, Cess and any other statutory dues, to the extent applicable, have not been regularly deposited during the year by the company with the appropriate authorities. According to the information and explanations given to us, no undisputed amount payable in respect of Provident Fund, Employees' State Insurance, Income-tax, Sales-tax, Service Tax, duty of Customs, duty of Excise, value added tax, Cess and any other statutory dues were in arrear as at 31<sup>st</sup> March 2022 for a period of more than six months from the day they become payable.





- (b) According to the information and explanations given to us, there is no amounts payable in respect of income tax, wealth tax, service tax, sales tax, customs duty and excise duty which have not been deposited on account of any disputes.
- (viii) According to the information and explanations given to us, no transactions were surrendered or disclosed as income during the year in the tax assessments under the Income Tax Act, 1961 (43 of 1961) which have not been recorded in the books of accounts.
- (ix) According to the information and explanations given to us, the company has not defaulted in repayments of loans or borrowing to financial institutions, bank, government and dues to debenture holders, wherever availed.
- (x) Based upon the audit procedures performed and the information and explanations given by the management, there is no term loans raised during the year.
- (xi) Based upon the audit procedures performed and the information and explanations given by the management, we report that no fraud by the Company or on the company by its officers or employees has been noticed or reported during the year.
- (xii) In our opinion, the Company is not a Nidhi Company and therefore reporting under clause 3(xii) of the Order is not applicable to the Company.
- (xiii) In our opinion and according to the information & explanation given to us, all the transactions with the related parties are in compliance with section 188 of Companies Act, 2013 and the details have been disclosed in the financial statements as required by the applicable accounting standards. Further the company neither being a listed company nor any class of companies being prescribed as on date. We are of the opinion that provisions of section 177 of companies act are not applicable.
- (xiv) According to the information and explanations given to us, the Company is not required to have an internal audit system under section 138 of the Act and consequently, does not have an internal audit system. Accordingly, reporting under clause 3(xiv) of the Order is not applicable to the Company.
- (xv) In our opinion and according to the information and explanations given to us, during the year the Company has not entered into any non-cash transactions with its directors or persons connected with him and hence provisions of section 192 of the Companies Act, 2013 are not applicable.
- (xvi) The Company is not required to be registered under section 45-IA of the Reserve Bank of India Act, 1934.
- (xvii) The Company has not incurred cash losses in the financial year also had not incurred cash losses in the immediately preceding financial year.
- (xviii) There has been no resignation of the statutory auditors during the year. Accordingly, reporting under clause 3(xviii) of the Order is not applicable to the Company.



- (xix) According to the information and explanations given to us and on the basis of the financial ratios, ageing and expected dates of realization of financial assets and payment of financial liabilities, other information accompanying the standalone financial statements, our knowledge of the plans of the Board of Directors and management, we are of the opinion that no material uncertainty exists as on the date of the audit report that Company is capable of meeting its liabilities existing at the date of balance sheet as and when they fall due within a period of one year from the balance sheet date. We, however, state that this is not an assurance as to the future viability of the company. We further state that our reporting is based on the facts up to the date of the audit report and we neither give any guarantee nor any assurance that all liabilities falling due within a period of one year from the balance sheet date, will get discharged by the company as and when they fall due.
- (xx) According to the information and explanations given to us, The Company does not fulfill the criteria as specified under section 135(1) of the Act read with the Companies (Corporate Social Responsibility Policy) Rules, 2014 and according, reporting under clause (xx) of the Order is not applicable to the Company
- (xxi) The reporting under clause (xxi) is not applicable in respect of audit of standalone financial statements of the Company. Accordingly, no comment has been included in respect of said clause under this report

For **K T P S & Co.**

Chartered Accountant

FRN: 134942W

**CA Anurag Khandelia**

Partner

Mem. No.: 172909

UDIN - 22172909AIJRLM6158

**Place:** Mumbai

**Date:** 29/04/2022

Lykis Marketing Private Limited  
BALANCE SHEET AS AT MARCH 31, 2022

Particulars	Note No.	(INR in Lakhs)	
		As at MAR 31, 2022	As at MAR 31, 2021
<b>ASSETS</b>			
<b>1. Non Current Assets</b>			
(a) Property, Plant and Equipment	5	-	-
(b) Financial Assets			
(i) Investments		-	-
(ii) Loans		-	-
(iii) Others		-	-
(c) Income Tax Assets (Net)		-	-
(d) Deferred tax assets (Net)	6	-	-
(e) Other Non Current Assets		-	-
		<u>-</u>	<u>-</u>
<b>2. Current Assets</b>			
(a) Inventories	7	-	-
(b) Financial Assets			
(i) Investments		-	-
(ii) Trade Receivables	8	-	208.88
(iii) Cash and Cash Equivalents	9	14.44	1.96
(iv) Other Bank Balances other than (iii) above		-	-
(v) Loans	10	-	-
(vi) Others	11	-	1.15
(c) Other Current Assets	12	40.57	22.00
		<u>55.00</u>	<u>234.00</u>
<b>Total Assets</b>		<u><u>55.00</u></u>	<u><u>234.00</u></u>
<b>EQUITY AND LIABILITIES</b>			
<b>Equity</b>			
(a) Equity Share Capital	13	20.00	20.00
(b) Other Equity	14	(819.23)	(1,140.67)
		<u>(799.23)</u>	<u>(1,120.67)</u>
<b>LIABILITIES</b>			
<b>1. Non Current Liabilities</b>			
(a) Financial Liabilities			
(i) Borrowings		-	-
(b) Provisions	15	2.86	2.20
(c) Deferred Tax Liabilities (Net)		-	-
		<u>2.86</u>	<u>2.20</u>
<b>2. Current Liabilities</b>			
(a) Financial Liabilities			
(i) Borrowings	16	273.00	601.00
(ii) Trade Payable	17	559.83	683.18
(iii) Other Financial Liabilities	18	2.31	2.31
(b) Other Current Liabilities	19	14.27	65.45
(c) Provisions	20	1.97	0.51
(d) Current Tax Liabilities (Net)		-	-
		<u>851.37</u>	<u>1,352.46</u>
<b>Total Equity and Liabilities</b>		<u><u>55.00</u></u>	<u><u>234.00</u></u>
Summary of Significant Accounting Policies	2-4		

The notes referred to above are an integral part of the financial statements

As per our report of even date

For K T P S & CO

Chartered Accountants

Firm Registration No: 134942W


 CA Anurag Khandelia  
Partner

Membership No. 172909  
UDIN - 22172909AIJRLM6158

Place: Mumbai  
Dated : 29/04/2022

For and on behalf of the Board of Directors

 LYKIS MARKETING PVT. LTD.

  
Nadir Dhrolia  
Director  
DIN- 03303675

  
Kismat Dhrolia  
Director  
DIN-02535858

**Lykis Marketing Private Limited**  
**STATEMENT OF PROFIT AND LOSS FOR THE YEAR ENDED MARCH 31, 2022**

(INR in Lakhs)

Particulars	Note No.	For the Year ended Mar 31, 2022	For the Year ended Mar 31, 2021
<b>I Revenue</b>			
Revenue from Operations	21	367.09	461.83
Other Income	22	9.52	5.00
<b>Total Income</b>		<b>376.61</b>	<b>466.83</b>
<b>II Expenses</b>			
Purchases of Stock in Trade		-	-
Cost of Material Consumed		-	-
Change in Inventories of Finished Goods/Work-in-progress/ Stock in Trade	23	-	-
Employee Benefits Expenses	24	16.95	12.51
Finance Costs	25	0.04	0.02
Depreciation and Amortization Expenses	26	-	-
Other Expenses	27	38.41	66.75
<b>Total Expenses</b>		<b>55.40</b>	<b>79.28</b>
<b>III Profit before tax (I- II)</b>		<b>321.21</b>	<b>387.55</b>
<b>IV Less: Tax Expense:</b>			
Current Tax		-	-
MAT Credit Entitlement		-	-
Deferred Tax		-	-
<b>Total Tax Expense</b>		<b>-</b>	<b>-</b>
<b>V Profit for the Year (III-IV)</b>		<b>321.21</b>	<b>387.55</b>
<b>VI Other Comprehensive Income</b>			
Items that will not be reclassified to profit or loss			
Re-measurement gains/ (losses) on defined benefit obligations		-	-
Tax Effect on above		-	-
<b>Other Comprehensive Income for the year, net of tax</b>		<b>-</b>	<b>-</b>
<b>VII Total Comprehensive Income for the year (V+VI) (Comprising Profit and Other Comprehensive Income for the year)</b>		<b>321.21</b>	<b>387.55</b>
<b>VIII Earnings Per Equity Share (Face Value INR 10 Per Share):</b>	28		
Basic and Diluted (INR)		160.61	193.78

The notes referred to above are an integral part of the financial statements

As per our report of even date

For **K T P S & CO**  
Chartered Accountants

Firm Registration No: 134924W

  
CA Anurag Khandelia  
Partner

Membership No. 172909  
UDIN - 22172909AIJRLM6158

Place: Mumbai  
Date : 29/04/2022



For and on behalf of the Board of Directors

  
Nadir Dhrolia  
Director  
DIN- 03303675

  
Kismat Dhrolia  
Director  
DIN-02535858

LYKIS MARKETING PRIVATE LIMITED  
Cash Flow Statement for the year 2021-22

Particulars	(INR in Lakhs)	
	For the Year ended March 31, 2022	For the Year ended March 31, 2021
<b>A. Cash Flow from Operating Activities</b>		
Net Profit Before Tax	321.21	387.55
<b>Adjustments:</b>		
Depreciation and Amortization of Property, Plant and Equipment	-	-
Amortisation and Impairment of Intangible Assets	-	-
Transferred To Investment Allowance Reserve	-	-
Decrease in Deferred Tax Liability	-	-
Loss on Sale of property, plant and equipment (net)	-	-
Loss/ (Profit) on Sale of Current Investments (net)	-	-
Reversal of Provision for Diminution in Value of Current Investments	-	-
Exchange Fluctuation (Gain)/ Loss on Loan	-	-
Finance Income (including Fair Value Change in Financial Instruments)	-	-
Provision/ (Reversal of Provision) for Loss Allowance on Trade Receivables	-	-
Other adjustment	0.51	-
Fees on Guarantee given on behalf of the Subsidiary Company	-	-
Finance Costs (Including Fair Value Change in Financial Instruments)	0.04	0.02
<b>Operating cash flows before working capital changes</b>	<b>321.76</b>	<b>387.57</b>
<b>Adjustments for Changes in Working Capital</b>		
Decrease/ (Increase) in Inventories	-	-
Decrease/ (Increase) in Trade receivables	208.88	(208.46)
Decrease/ (Increase) in Current Loans	-	-
Decrease/ (Increase) in Non-Current Loans	-	-
Decrease/ (Increase) in Non-Current Financial Assets - Others	-	-
Decrease/ (Increase) in Financial Assets - Other	1.15	5.03
Decrease/ (Increase) in Other Current Assets	(18.56)	39.93
Increase/ (Decrease) in Trade Payables	(123.36)	(910.81)
Increase/ (Decrease) in Current Financial Liabilities - Other	-	(5.41)
Increase/ (Decrease) in Other Current Liabilities	(51.18)	63.99
Increase/ (Decrease) in Non-Current Provisions	0.37	1.69
Increase/ (Decrease) in Current Provisions	1.45	(0.72)
<b>Cash generated from operations</b>	<b>340.52</b>	<b>(627.19)</b>
Income taxes paid	-	-
<b>Net cash flow from operating activities</b>	<b>340.52</b>	<b>(627.19)</b>
Less : Finance cost paid	(0.04)	(0.02)
<b>Net cash flow(Used in) from operating activities (A)</b>	<b>340.48</b>	<b>(627.21)</b>
<b>B. Cash Flow from Investing Activities</b>		
Purchase or construction of property, plant and equipment (including capital work-in-progress and capital advances)	-	-
Proceeds from/ (Investment in) fixed deposits (net)	-	-
Proceeds from/ (Investment in) Other Bank Balances	-	-
Proceeds from sale of property, plant and equipment	-	-
Purchase or construction of Investment Properties	-	-
Proceeds from Sale of Investments	-	-
Interest Received	-	-
Dividend Received	-	-
<b>Net cash flow from/ (used in) investing activities (B)</b>	<b>-</b>	<b>-</b>
<b>C. Cash Flow from Financing Activities</b>		
Proceeds from public issue of shares	-	-
Proceeds from securities premium (net of QIP expenses)	-	-
Proceeds from/ (Repayment of) Non-Current Borrowings (net)	(328.00)	600.00
Increase / (Decrease) in Current Borrowings	-	-
Finance Costs	-	-
<b>Net cash flow from financing activities ©</b>	<b>(328.00)</b>	<b>600.00</b>
<b>Net cash Increase/(decrease) in cash and cash equivalents (A+B+C)</b>	<b>12.48</b>	<b>(27.21)</b>
Cash and cash equivalents at the beginning of the year (Refer Note 9)	1.96	29.17
Cash and cash equivalents at the end of the year (Refer Note 9)	14.44	1.96
<b>Net cash Increase/(decrease) in cash and cash equivalent</b>	<b>12.48</b>	<b>(27.21)</b>

The notes referred to above are an integral part of the financial statements.

As per our report of even date  
For KT P S & CO  
Chartered Accountants  
Firm Registration No. 134942W  
CA Anandrag Khandelia  
Partner  
Membership No. 172909  
UDIN - 22172909AJURLM6158

Place: Mumbai  
Dated : 29/04/2022



For and on behalf of the Board of Directors

Natir Dhrulia  
Director  
DIN- 03303675

Kiamat Dhrulia  
Director  
DIN - 02535858

**LYKIS MARKETING PRIVATE LIMITED**  
**STATEMENT OF CHANGES IN EQUITY FOR THE YEAR ENDED MARCH 31, 2022**

**Note 1 : Statement of Changes in Equity**

**A : Equity Share Capital (Equity shares of INR 10 each issued, subscribed and fully paid)**

				(INR in Lakhs)
<b>(1) For F.Y. 2021-2022</b>				
Balance at the beginning of the current reporting period	Changes in Equity Share Capital due to prior period errors	Restated balance at the beginning of the current reporting period	Changes in equity share capital during the current year	Balance at the end of the current reporting period
20.00	-	20.00	-	20.00
				<b>20.00</b>

				(INR in Lakhs)
<b>(1) For F.Y. 2020-2021</b>				
Balance at the beginning of the previous reporting period	Changes in Equity Share Capital due to prior period errors	Restated balance at the beginning of the previous reporting period	Changes in equity share capital during the previous year	Balance at the end of the previous reporting period
20.00	-	20.00	-	20.00
				<b>20.00</b>

**B : Other Equity**

		(INR in Lakhs)	(INR in Lakhs)	
<b>(1) For F.Y. 2021-2022</b>				
Particulars	Note No.	Reserve and Surplus		Total Other Equity
		Retained Earnings	Other Comprehensive Income	
Balance at the April 01, 2021		(1,140.16)	(0.51)	(1,140.67)
Total Comprehensive income for the year		321.21	-	321.21
Profit for the year		-	0.23	0.23
Other Comprehensive Income		-	-	-
Issue of share capital		-	-	-
Share Issue Expenses		-	-	-
Transfer to Capital Redemption Reserve		-	-	-
Balance at the March 31, 2022		<b>(818.95)</b>	<b>(0.28)</b>	<b>(819.23)</b>

		(INR in Lakhs)	(INR in Lakhs)	
<b>(2) For F.Y. 2020-2021</b>				
Particulars	Note No.	Reserve and Surplus		Total Other Equity
		Retained Earnings	Other Comprehensive Income	
Balance at the April 01, 2020		(1,527.70)	-	(1,527.70)
Total Comprehensive income for the year		387.55	-	387.55
Profit for the year		-	(0.51)	(0.51)
Other Comprehensive Income		-	-	-
Issue of share capital		-	-	-
Share Issue Expenses		-	-	-
Transfer to Capital Redemption Reserve		-	-	-
Balance at the March 31, 2021		<b>(1,140.16)</b>	<b>(0.51)</b>	<b>(1,140.67)</b>



## BASIS OF PREPARATION OF FINANCIAL STATEMENTS:

### Note 2. General Corporate Information

Lykis Marketing Private Limited is incorporate on 27/04/2012. The Company is limited by shares and company is engaged in trading of Fast moving consumer goods. The company's registered office is situated at 4<sup>TH</sup> Floor Lotus Grandeur Building, Veera Desai Road Andheri west Mumbai 400053.

The financial statements of the company were approved by the Board of Directors of the company on 29/04/2022.

### Note 3:

#### Significant Accounting Policies

This note provides a list of the significant accounting policies adopted in the preparation of the financial statements. These policies have been consistently applied in all material respect for all the years presented, unless otherwise started.

#### (i) Compliance with Ind-AS

The financial statements of the Company have been prepared in accordance with Indian Accounting Standards (INDAS) notified under the Companies (Indian Accounting Standards) Rules, 2015 (as amended).

The financial statements have been prepared on a historical cost basis, except for certain financial instruments which are measured at fair values.

Accounting policies have been consistently applied except where a newly-issued accounting standard is initially adopted or a revision to an existing accounting standard requires a change in the accounting policy hitherto in use.

#### (ii) Current versus non-current classification

All assets and liabilities have been classified as current or non-current as per the Company's normal operating cycle (twelve months) and other criteria set out in the Schedule III to the Act.

### 3.1 Revenue recognition

Revenue is recognised to the extent that it is probable that the economic benefits will flow to the Company and the revenue can be reliably measured, regardless of when the payment is being made. Revenue is measured at the fair value of the consideration received or receivable, taking into account contractually defined terms of payment and excluding taxes or duties collected on behalf of the government.

As the recovery of excise duty flows to the Company on its own account, revenue includes excise duty.

However, Goods and Service Tax (GST)/ value added tax (VAT) is not received by the Company on its own account. Rather, it is tax collected on value added to the commodity by the seller on behalf of the government. Accordingly, it is excluded from revenue.

The specific recognition criteria described below must also be met before revenue is recognised.



- **Sale of goods**

Revenue from the sale of goods is recognised when the significant risks and rewards of ownership of the goods have passed to the buyer, usually on delivery of the goods. Revenue from the sale of goods is measured at the fair value of the consideration received or receivable, net of returns and allowances, trade discounts and volume rebates.

Excise duty paid for captive consumption of goods, where CENVAT credit is not available, is shown as excise expense.

- **Interest income**

Interest income is accrued on time proportion basis, by reference to the principal outstanding and effective interest rate applicable.

- **Other Income**

Other income is recognised when no significant uncertainty as to its determination or realisation exists.

- **Dividend**

Dividend income is recognised when to right to receive payment has been established.

### 3.2 Taxes

Tax expenses comprise of current and deferred tax.

#### Current income tax

- a. Current tax is measured at the amount expected to be paid on the basis of reliefs and deductions available in accordance with the provisions of the Income Tax Act, 1961. The tax rates and tax laws used to compute the amount are those that are enacted or substantively enacted, at the reporting date.
- b. Current tax items are recognised in correlation to the underlying transaction either in P&L, OCI or directly in equity.

#### Deferred tax

- a. Deferred tax is provided using the balance sheet approach on temporary differences between the tax bases of assets and liabilities and their carrying amounts for financial reporting purposes at the reporting date.
- b. Deferred tax liabilities are recognised for all taxable temporary differences.
- c. Deferred tax assets are recognised for all deductible temporary differences, the carry forward of unused tax credits and any unused tax losses. Deferred tax assets are recognised to the extent that it is probable that taxable profit will be available against





which the deductible temporary differences, the carry forward of unused tax credits and unused tax losses can be utilized.


- d. The carrying amount of deferred tax assets is reviewed at each reporting date and reduced to the extent that it is no longer probable that sufficient taxable profit will be available to allow all or part of the deferred tax asset to be utilized. Unrecognised deferred tax assets are re-assessed at each reporting date and are recognised to the extent that it has become probable that future taxable profits will allow the deferred tax asset to be recovered.
- e. Deferred tax assets and liabilities are measured at the tax rates that are expected to apply in the year when the asset is realised or the liability is settled, based on tax rates [and tax laws] that have been enacted or substantively enacted at the reporting date.
- f. Deferred tax items are recognised in correlation to the underlying transaction either in OCI or directly in equity.
- g. Deferred tax assets and deferred tax liabilities are offset if a legally enforceable right exists to set off current tax assets against current tax liabilities.
- h. The Company recognizes tax credits in the nature of MAT credit as an asset only to the extent that there is convincing evidence that the Company will pay normal income tax during the specified period, i.e., the period for which tax credit is allowed to be carried forward. In the year in which the Company recognizes tax credits as an asset, the said asset is created by way of tax credit to the Statement of Profit and Loss.

### 3.3 Property, Plant and Equipment

Under the previous GAAP (Indian GAAP), fixed assets (including Capital work in progress) are stated at cost net of accumulated depreciation and accumulated impairment losses, if any. The cost comprises the purchase price, borrowing costs, if capitalisation criteria are met, directly attributable cost of bringing the asset to its working condition for the intended use. The Company has elected to regard previous GAAP carrying values of property as deemed cost at the date of transition to IND AS.

Capital Work in progress included in PPE is stated at cost, net accumulated depreciation and accumulated impairment losses, if any. Such cost includes the cost of replacing part of the plant and equipment and borrowing costs for long-term constructions projects if the recognition criteria is met. When significant parts of plant and equipment are required to be replaced at intervals, the Company depreciates them separately based on their specific useful lives. Likewise, when a major inspection is performed, its cost is recognised in the carrying amount of the plant and equipment as a replacement if the recognition criteria are satisfied. All other repair and maintenance costs are recognised in profit or loss as incurred.

Borrowing cost relating to acquisition/construction of fixed assets which take substantial period of time to get ready for its intended use are also included to the extent they relate to the period till such assets are ready to be put to use. Depreciation is calculated on WDV basis over the



estimated useful life of the assets as prescribed under Part C of Schedule II of the Companies Act, 2013 except for the assets mentioned below for which useful lives estimated by the management. The identified component of fixed assets are depreciated over the useful lives and the remaining components are depreciated over the life of the principal assets.

The management believes that these estimated useful lives are realistic and reflect fair approximation of the period over which the assets are likely to be used.

Further, the Company evaluated the useful life of certain components of Plant and Machinery, the impact of which is not material. Assets costing ` 5,000 or less are fully depreciated in the year of purchase.

### 3.4 Intangible assets

Intangible assets acquired separately are measured on initial recognition at cost. Following initial recognition, intangible assets are carried at cost less any accumulated amortisation and accumulated impairment losses. Internally generated intangibles, excluding capitalised development costs, are not capitalised and the related expenditure is reflected in profit and loss in the period in which the expenditure is incurred.

The useful lives of intangible assets are assessed as either finite or indefinite.

Intangible assets with finite lives are amortised over the useful life and assessed for impairment whenever there is an indication that the intangible asset may be impaired. The amortisation period and the amortisation method for an intangible asset with a finite useful life are reviewed at least at the end of each reporting period. Changes in the expected useful life or the expected pattern of consumption of future economic benefits embodied in the asset are considered to modify the amortisation period or method, as appropriate, and are treated as changes in accounting estimates. The amortisation expenses on intangible assets with finite lives is recognised in the Statement of Profit and Loss unless such expenditure forms part of carrying value of another asset.

Intangible assets with indefinite useful lives are not amortised, but are tested for impairment annually, either individually or at the cash generating unit level. The assessment of indefinite life is reviewed annually to determine whether the indefinite life continues to be supportable. If not, the change in useful life from indefinite to finite is made on a prospective basis. Gains or losses arising from de recognition of an intangible asset are measured as the difference between the net disposal proceeds and the carrying amount of the asset and are recognised in the Statement of Profit and Loss when the asset is derecognised.

The Company has elected to regard previous GAAP carrying value of Intangible Assets as deemed cost at the date of transition to IND AS.

### 3.5 Leases

The determination of whether an arrangement is (or contains) a lease is based on the substance of the arrangement at the inception of the lease. The arrangement is, or contains, a lease if fulfilment of the arrangement is dependent on the use of a specific asset or assets and the arrangement conveys a right to use the asset or assets, even if that right is not explicitly specified in an arrangement.



For arrangements entered into prior to 1st April, 2015, the Company has determined whether the arrangement contain lease on the basis of facts and circumstances existing on the date of transition.

Company as a Lessee. A lease is classified at the inception date as a finance lease or an operating lease. A lease that transfers substantially all the risks and rewards incidental to ownership to the Company is classified as a finance lease.

Finance leases are capitalised at the commencement of the lease at the inception date fair value of the leased property or, if lower, at the present value of the minimum lease payments. Lease payments are apportioned between finance charges and reduction of the lease liability so as to achieve a constant rate of interest on the remaining balance of the liability. Finance charges are recognised in finance costs in the Statement of Profit and Loss, unless they are directly attributable to qualifying assets, in which case they are capitalized in accordance with the Company's general policy on the borrowing costs. Contingent rentals are recognised as expenses in the periods in which they are incurred.

A leased asset is depreciated over the useful life of the asset. However, if there is no reasonable certainty that the Company will obtain ownership by the end of the lease term, the asset is depreciated over the shorter of the estimated useful life of the asset and the lease term.

Operating lease payments are recognised as an expense in the Statement of Profit and Loss on a straight-line basis over the lease term except the case where incremental lease reflects inflationary effect and lease expense is accounted in such case by actual rent for the period.

### 3.6 Inventories

Inventories are valued as under:

a. Raw Materials, Packing Materials And Stores & Spares:

Valued at lower of cost or net realizable value and for this purpose cost is determined on weighted average basis. Due provision for obsolescence is made.

b. Finished Goods & Work In Progress:

At cost or net realizable value, whichever is lower. Cost is determined on absorption basis. Due provision for obsolescence is made.

c. Stock-In-Trade:

Valued at lower of cost or net realizable value and for this purpose cost is determined on weighted average basis.

Net realisable value is the estimated selling price in the ordinary course of business, less estimated costs of completion and the estimated costs necessary to make the sale.

### 3.7 Earnings Per Share (EPS)

- **Basic Earnings per Share**

Basic earnings per share is calculated by dividing: the profit attributable to owners of the Company by the weighted average number of equity shares outstanding during the financial year.



- **Diluted Earnings per Share**

Diluted earnings per share adjusts the figures used in the determination of basic earnings per share to take into account:

- the after income tax effect of interest and other financing costs associated with dilutive potential equity shares, and
- the weighted average number of additional equity shares that would have been outstanding assuming the conversion of all dilutive potential equity shares.

### **3.8 Impairment of financial assets & non-financial assets**

#### **a. Financial assets**

The Company recognizes loss allowances using the expected credit loss (ECL) model for the financial assets which are not fair valued through profit or loss. Loss allowance for trade receivables with no significant financing component is measured at an amount equal to lifetime ECL. For all other financial assets, ECLs are measured at an amount equal to the 12-month ECL, unless there has been a significant increase in credit risk from initial recognition in which case those are measured at lifetime ECL. The amount of ECL (or reversal) that is required to adjust the loss allowance at the reporting date to the amount that is required to be recognized is recognized as an impairment gain or loss in the Statement of Profit and Loss.

#### **b. Non-financial assets**

Intangible assets and Property, Plant and Equipment are evaluated for recoverability whenever events or changes in circumstances indicate that their carrying amounts may not be recoverable. For the purpose of impairment testing, the recoverable amount (i.e. the higher of the fair value less cost to sell and the value-in-use) is determined on an individual asset basis unless the asset does not generate cash flows that are largely independent of those from other assets. In such cases, the recoverable amount is determined for the CGU to which the asset belongs.

If such assets are considered to be impaired, the impairment to be recognized in the Statement of Profit and Loss is measured by the amount by which the carrying value of the assets exceeds the estimated recoverable amount of the asset. An impairment loss is reversed in the Statement of Profit and Loss if there has been a change in the estimates used to determine the recoverable amount. The carrying amount of the asset is increased to its revised recoverable amount, provided that this amount does not exceed the carrying amount that would have been determined (net of any accumulated amortization or depreciation) had no impairment loss been recognized for the asset in prior year.

Impairment is determined for goodwill by assessing the recoverable amount of each Cash Generating Unit (i.e. CGU) (or group of CGUs) to which the goodwill relates. When the recoverable amount of the CGU is less than its carrying amount, an impairment loss is recognised. Impairment loss is recognised. Impairment losses relating to goodwill cannot be reversed in future periods.



Intangible assets with indefinite useful lives are tested for impairment annually as at year end at the CGU level, as appropriate and when circumstances indicate that the carrying value may be impaired.

### 3.9 Provisions, Contingent Liabilities and Contingent Assets

a Provisions are recognised when the Company has present obligation (legal or constructive) as a result of past events, for which it is probable that an outflow of resources embodying economic benefits will be required to settle the obligation and a reliable estimate can be made for the amount of the obligation.

Contingent Liabilities are disclosed by way of notes to Financial Statements. Contingent assets are not recognised in the financial statements but are disclosed in the notes to the financial statements where an inflow of economic benefits is probable. Provisions and contingent liabilities are reviewed at each Balance Sheet date.

If the effect of the time value of money is material, provisions are discounted using a current pre-tax rate that reflects, when appropriate, the risks specific to the liability.

### 3.10 Financial instruments

#### Initial recognition and measurement:

The Company recognizes a financial asset in its balance sheet when it becomes party to the contractual provisions of the instrument. All financial assets are recognized initially at fair value, plus in the case of financial assets not recorded at fair value through profit or loss (FVTPL), transaction cost that are attributable to the acquisition of the financial asset.

Where the fair value of a financial asset at initial recognition is different from its transaction price, the difference between the fair value and the transaction price is recognized as a gain or loss in the Statement of Profit and Loss at initial recognition if the fair value is determined through a quoted market price in an active market for an identical asset (i.e. level 1 input) or through a valuation technique that uses data from observable markets (i.e. level 2 input).

In case the fair value is not determined using a level 1 or level 2 inputs as mentioned above, the difference between the fair value and transaction price is deferred appropriately and recognized as a gain in the Statement of Profit and Loss only to the extent the such gain or loss arises due to a change in factor that market participants take into account when pricing the financial asset. However trade receivables that do not contain a significant financing component are measured at transaction price.



### 3.11 Investments and other financial assets

#### (i) Classification

The Company classifies its financial assets in the following measurement categories:

- (1) those to be measured subsequently at fair value (either through other comprehensive income or through the Statement of Profit and Loss); and
- (2) those measured at amortised cost.

The classification depends on the Company's business model for managing the financial assets and the contractual terms of the cash flows.

#### (ii) Measurement

At initial recognition, the Company measures a financial asset at its fair value. Transaction costs of financial assets carried at fair value through the Profit and Loss are expensed in the Statement of Profit and Loss.

#### Debt instruments:

Subsequent measurement of debt instruments depends on the Company's business model for managing the asset and the cash flow characteristics of the asset. The Company classifies its debt instruments into following categories:

##### (1) Amortised cost:

Assets that are held for collection of contractual cash flows where those cash flows represent solely payments of principal and interest are measured at amortised cost. Interest income from these financial assets is included in other income using the effective interest rate method.

(2) Fair value through other comprehensive Income: Assets that do not meet the criteria for amortised cost are measured at fair value through Other Comprehensive Income. Interest income from these financial assets is included in other income.

#### Equity instruments:

The Company measures its equity investment other than in subsidiaries, joint ventures and associates at fair value through profit and loss. However where the Company's management makes an irrevocable choice on initial recognition to present fair value gains and losses on specific equity investments in other comprehensive income (Currently no such choice made), there is no subsequent reclassification, on sale or otherwise, of fair value gains and losses to the Statement of Profit and Loss.

#### De-recognition

A financial asset (or, where applicable, a part of a financial asset or part of a group of similar financial assets) is derecognized (i.e. removed from the Company's balance sheet) when any of the following occurs:

- i. The contractual rights to cash flows from the financial asset expires;
- ii. The Company transfers its contractual rights to received cash flows of the financial assets and has substantially transferred all the risk and rewards of ownership of the financial assets;
- iii. The Company retains the contractual rights to receive cash flows but assumes a contractual obligations to pay the cash flows without material delay to one or more recipients under a 'pass-through' arrangement (thereby substantially transferring all the risks and rewards of ownership of the financial asset);



iv. The Company neither transfers nor retains substantially all risk and rewards of ownership and does not retain control over the financial asset.

In cases where Company has neither transferred nor retained substantially all of the risks and rewards of the financial asset, but retains control of the financial assets, the Company continues to recognize such financial asset to the extent of its continuing involvement in the financial asset. In that case, the Company also recognizes an associated liability. The financial asset and the associated liability are measured on a basis that reflects the rights and obligations that the Company has retained.

On De-recognition of a financial asset (except as mentioned in ii above for financial assets measured a FVTOCI), the difference between the carrying amount and the consideration received is recognized in the Statement of Profit and Loss.

#### **Financial liabilities:**

Financial liabilities are recognised when the Company becomes a party to the contractual provisions of the instrument.

Financial liabilities are initially measured at the amortised cost unless at initial recognition, they are classified as fair value through profit and loss. Other financial liabilities (including borrowings and trade and other payables) are subsequently measured at amortised cost using the effective interest method.

#### **3.12 Cash and cash equivalents**

Cash and cash equivalent in the balance sheet comprise cash at banks and on hand and short-term deposits with an original maturity of three months or less, which are subject to an insignificant risk of changes in value. For the purpose of the Statement of Cash Flows, cash and cash equivalents consist of cash and short-term deposits, as defined above, net of outstanding bank overdrafts as they are considered an integral part of the Company's cash management.

#### **3.13 Cash flow statement**

Cash flows are reported using the indirect method, whereby profit for the period is adjusted for the effects of transactions of a non-cash nature, any deferrals or accruals of past or future operating cash receipts or payments and item of income or expenses associated with investing or financing cash flows. The cash flows from operating, investing and financing activities of the Company are segregated.

#### **3.14 Standard issued but not yet effective**

In March, 2018, the Ministry of Corporate Affairs (MCA) issued the Companies (Indian Accounting Standards) Amendment Rules, 2018, notifying IND AS 115, Revenue from contracts with Customers, Appendix B to IND AS 21 Foreign currency transactions and advance consideration and amendments to certain other standards. These amendments are in line with recent amendments made by International Accounting Standard Boards (IASB). These amendments are applicable to the Company from 1st April, 2018. The Company will be adopting the amendments from their effective dates.



## Revenue from Contract with Customers

IND AS 115 supersedes IND AS 11, Construction Contracts and IND AS 18, Revenue. IND AS 115 requires an entity to report information regarding nature, amount, timing and uncertainty of revenue and cash flows arising from a contract with customers. The principle of IND AS 115 is that an entity should recognise revenue that demonstrates the transfer of promised goods and service to customers at an amount that reflects the consideration to which the entity expects to be entitled in exchange for those goods or services.

The company is in process of evaluating the impact of IND AS 115 on its financial statements.

## 4. Use of estimates and critical accounting judgments

### 4.1 Use of Estimates

The preparation of the financial statements in conformity with IND AS requires the Management to make estimates, judgments and assumptions. These estimates, judgments and assumptions affect the application of accounting policies and the reported amounts of assets and liabilities, the disclosures of contingent assets and liabilities at the date of the financial statements and reported amounts of revenues and expenses during the period. The application of accounting policies that require critical accounting estimates involving complex and subjective judgments and the use of assumptions in these financial statements have been disclosed in (Note 1.4). Accounting estimates could change from period to period.

Actual results could differ from those estimates. Appropriate changes in estimates are made as the Management becomes aware of the changes in circumstances surrounding the estimates. The said estimates are based on the facts and events, that existed as at the reporting date, or that occurred after that date but provide additional evidence about conditions existing as at the reporting date.

### 4.2 Critical estimates and judgments

The preparation of financial statements requires the use of accounting estimates which by definition will seldom equal the actual results. Management also need to exercise judgment in applying the Company's accounting policies.

This note provides an overview of the areas that involved a higher degree of judgment or complexity and items which are more likely to be materially adjusted due to estimates and assumptions turning out to be different than those originally assessed. Detailed information about each of these estimates and judgments is included in relevant notes together with information about the basis of calculation for each affected line item in the financial statements.

The areas involving critical estimates or judgment are:

Estimation of current tax expenses – (Refer Note)





### 4.3 Fair value measurement

The Company measures financial instruments, such as, derivatives at fair value as per IND AS 113 at each balance sheet date. All assets and liabilities for which fair value is measured or disclosed in the financial statements are categorised within the fair value hierarchy, described as follows, based on the lowest level input that is significant to the fair value measurement as a whole:

- Level 1 – Quoted (unadjusted) market prices in active markets for identical assets or liabilities
- Level 2 – Valuation techniques for which the lowest level input that is significant to the fair value measurement is directly or indirectly observable.

For the purpose of fair value disclosures, the Company has determined classes of assets and liabilities on the basis of the nature, characteristics and risks of the asset or liability and the level of the fair value hierarchy as explained above.

As per our report of even date

**For K T P S & CO**

Chartered Accountants

Firm Registration No: 134942W



**CA Anurag Khandelia**  
Partner

Membership No. 172909

UDIN - 22172909AIJRLM6158

Place: Mumbai

Dated : 29/04/2022

**For and on behalf of the Board of Directors**  
Of Lykis Marketing Private Limited



**Nadir Dhrolia**  
Director

**Kismat Dhrolia**  
Director

Lykis Marketing Private Limited

NOTES TO THE FINANCIAL STATEMENTS FOR THE YEAR ENDED MARCH 31, 2022

Note 5 : Property, Plant and Equipment

(INR in Lakhs)

Particulars	Computers	Office Equipment	Total
<b>Gross Carrying Amount as at April 1, 2021</b>	<b>1.97</b>	<b>0.57</b>	<b>2.54</b>
Additions	-	-	-
Disposals	-	-	-
<b>As at March 31, 2022</b>	<b>1.97</b>	<b>0.57</b>	<b>2.54</b>
<b>Accumulated depreciation as at April 1, 2021</b>	<b>1.97</b>	<b>0.57</b>	<b>2.54</b>
Depreciation charge during the year	-	-	-
Accumulated depreciation on deletions	-	-	-
<b>As at March 31, 2022</b>	<b>1.97</b>	<b>0.57</b>	<b>2.54</b>
<b>Net carrying amount as at March 31, 2022</b>	<b>-</b>	<b>(0.00)</b>	<b>(0.00)</b>

1. The Gross carrying amount of any fully depreciated property, plant and equipment is INR \*1.97 lakhs (March 31, 2021: INR 1.97 lakhs) that is still in use.



## Note 6 : Income Tax Assets (Net):

Particulars	(INR in Lakhs)	
	As at Mar 31, 2022	As at Mar 31, 2021
Income tax assets	-	-
Less: Provision for Tax	-	-
<b>Total</b>	-	-

## Note 6 - Deferred Tax Assets (Net)

The major components of deferred tax Liabilities/ (Assets) as recognized in the financial statements are as follows:

Particulars	(INR in Lakhs)	
	As at Mar 31, 2022	As at Mar 31, 2021
Deferred Tax Liabilities/ (Assets) arising on account of timing differences in:	-	-
Property, Plant and Equipment including Intangible Assets - Depreciation	-	-
Gratuity	-	-
Leave Entitlement	-	-
Financial Instruments - Borrowings	-	-
Allowances for credit losses - Trade Receivables	-	-
Others	-	-
<b>Deferred Tax Liabilities (net)</b>	-	-

Movement in Deferred Tax Liabilities/ (Assets)						(INR in Lakhs)
Depreciation	Gratuity	Leave Entitlement	Borrowings	Others	Total	
As at April 1, 2020	-	-	-	-	-	-
Charged/ (Credited):						
To Profit or Loss	-	-	-	-	-	-
To Other Comprehensive Income	-	-	-	-	-	-
As at March 31, 2021	-	-	-	-	-	-
Charged/ (Credited):						
To Profit or Loss	-	-	-	-	-	-
To Other Comprehensive Income	-	-	-	-	-	-
As at March 31, 2022	-	-	-	-	-	-

## Note 7 - Inventories

Particulars	(INR in Lakhs)	
	As at Mar 31, 2022	As at Mar 31, 2021
Finished Goods	-	-
<b>Total</b>	-	-

## Note 8 - Current Financial Assets - Trade Receivables

Particulars	(INR in Lakhs)	
	As at Mar 31, 2022	As at Mar 31, 2021
Trade Receivable considered good - Unsecured	-	208.88
Less: Allowance for expected credit loss	-	-
<b>Trade Receivable considered good - Unsecured</b>	-	208.88
Trade Receivable - credit impaired - Unsecured	-	-
Less: Allowance for credit impairment	-	-
<b>Trade Receivable - credit impaired - Unsecured</b>	-	-
<b>Total</b>	-	208.88

Trade receivables ageing schedule for the year ended as on March 31, 2022 and March 31, 2021:

Particulars	Not Due	Outstanding for following periods from due date of payment					Total
		Less than 6 months	6 months to 1 year	1-2 years	2-3 years	More than 3 years	
Undisputed Trade receivables – considered good	-	-	-	-	-	-	-
Undisputed Trade receivables – credit impaired	-	201.05	-	-	-	7.84	208.88
Disputed Trade receivables – considered good	-	-	-	-	-	-	-
Disputed Trade receivables – credit impaired	-	-	-	-	-	-	-
	-	201.05	-	-	-	7.84	208.88
Less: Allowance for credit loss	-	-	-	-	-	-	-
<b>Total Trade Receivables</b>							208.88

## Note 9 - Current Financial Assets - Cash and Cash Equivalents

Particulars	(INR in Lakhs)	
	As at Mar 31, 2022	As at Mar 31, 2021
Bank Balances		
- In current accounts	14.40	1.63
- In fixed deposits with maturity of less than 3 months	-	-
Cash on Hand	0.04	0.33
<b>Total</b>	14.44	1.96

Short-term deposits are made for varying periods of between one day and three months, depending on the immediate cash requirements of the Company, and earn interest at the applicable short-term deposit bank rates.



Lykis Marketing Private Limited

NOTES TO THE FINANCIAL STATEMENTS FOR THE YEAR ENDED MAR 31, 2022

Note 10 - Current Financial Assets - Loans and Advances

(INR in Lakhs)

Particulars	As at Mar 31, 2022	As at Mar 31, 2021
Unsecured, considered good Advances to Employees	-	-
<b>Total</b>	-	-

Note 11 - Current Financial Assets - Others

(INR in Lakhs)

Particulars	As at Mar 31, 2022	As at Mar 31, 2021
Unsecured, considered good Security Deposits	-	-
Bank deposits with more than 12 months maturity	-	-
Others	-	1.15
<b>Total</b>	-	1.15

Note 12 : Other Current Assets

(INR in Lakhs)

Particulars	As at Mar 31, 2022	As at Mar 31, 2021
Balance with Government Authorities:		
- VAT Receivables	-	-
- GST Receivables	-	-
- Income Tax	40.55	22.00
Advance to Vendor	0.02	-
<b>Total</b>	<b>40.57</b>	<b>22.00</b>

Note 13 - Share Capital

(INR in Lakhs)

Particulars	As at Mar 31, 2022	As at Mar 31, 2021
<b>Authorised Capital</b> 2,00,000 (March 31, 2021: 2,00,000) Equity Shares of INR 10 each	20.00	20.00
	<b>20.00</b>	<b>20.00</b>
<b>Issued, Subscribed and Paid up Capital</b> 2,00,000 (March 31, 2021: 2,00,000) Equity Shares of INR 10 each fully paid up	20.00	20.00
<b>Total</b>	<b>20.00</b>	<b>20.00</b>

(a) Terms / rights attached to:  
Equity Shares

The Company has one class of equity shares having a par value of INR 10 per share. Each shareholder is eligible for one vote per share held. The dividend proposed by the Board of Directors is subject to the approval of the shareholders in the ensuing Annual General Meeting. In the event of liquidation, the equity share holders are eligible to receive the remaining assets of the company after distribution of all preferential amounts in proportion to their share holding.

(b) Reconciliation of number of shares outstanding at the beginning and at the end of the reporting year

Equity Shares:

Particulars	Year Ended Mar 31, 2022		Year Ended Mar 31, 2021	
	Number of shares (in Lakhs)	Amount (INR in Lakhs)	Number of shares (in Lakhs)	Amount (INR in Lakhs)
Balance as at the Beginning of the year	2.00	20.00	2.00	20.00
Add: Shares allotted as bonus shares	-	-	-	-
Add: Shares issued in QIP (QIP)	-	-	-	-
<b>Balance as at the end of the year</b>	<b>2.00</b>	<b>20.00</b>	<b>2.00</b>	<b>20.00</b>

(c) Details of shares held by shareholders holding more than 5% of the aggregate shares in the Company:

Equity Shares

Shares held	As at Mar 31, 2022		As at Mar 31, 2021	
	Number of Shares (in Lakhs)	%	Number of Shares (in Lakhs)	%
1. Lykis Ltd	1.9990	99.95%	1.9990	99.95%



## (d) Shares held by promoters at March 31, 2022:

Promoter Name	Number of Shares	% of total shares	% of change during the year
1. Mr. Nadir Dhrolia	100	0.05%	-

## Note 14 - Other Equity

Particulars	(INR in Lakhs)	
	As at Mar 31, 2022	As at Mar 31, 2021
Retained Earnings	(818.94)	(1,140.15)
Other Comprehensive Income	(0.28)	(0.51)
<b>Total</b>	<b>(819.23)</b>	<b>(1,140.67)</b>

## (i) Retained Earnings:

Particulars	(INR in Lakhs)	
	As at Mar 31, 2022	As at Mar 31, 2021
Balance as at the beginning of the year	(1,140.15)	(1,527.70)
Add: Profit for the year	321.21	387.55
Add: Items of Other Comprehensive Income recognised directly in Retained Earnings Re-measurement gains/ (losses) on defined benefit obligations (net of tax)	-	-
<b>Balance as at the end of the year</b>	<b>(818.94)</b>	<b>(1,140.15)</b>

## (ii) Other Comprehensive Income:

Particulars	(INR in Lakhs)	
	As at Mar 31, 2022	As at Mar 31, 2021
Balance as at the beginning of the year	(0.51)	-
Items that will not be reclassified to profit or loss-Continuing Operations - Actuarial Gain/loss on Gratuity Valuation	(0.28)	(0.51)
Items that will be reclassified to profit or loss - Actuarial Gain/loss on Gratuity Valuation	0.51	-
<b>Balance as at the end of the year</b>	<b>(0.28)</b>	<b>(0.51)</b>

## Note 15- Non-Current Provisions:

Particulars	(INR in Lakhs)	
	As at Mar 31, 2022	As at Mar 31, 2021
Provision for Employee benefits: Provision for Gratuity	2.86	2.20
<b>Total</b>	<b>2.86</b>	<b>2.20</b>

## Note 16- Current Financial Liabilities - Borrowings

Particulars	(INR in Lakhs)	
	As at Mar 31, 2022	As at Mar 31, 2021
Unsecured Loans (Repayable on demand) Working Capital Loans from Related Parties*	273.00	601.00
<b>Total</b>	<b>273.00</b>	<b>601.00</b>

\*Unsecured loan taken from related parties is interest free

## Note 17- Current Financial Liabilities - Trade Payables


Particulars	(INR in Lakhs)	
	As at Mar 31, 2022	As at Mar 31, 2021
Trade Payable Dues to Micro and Small Enterprises Others	559.83	683.18
<b>Total</b>	<b>559.83</b>	<b>683.18</b>

Trade payables ageing schedule for the year ended as on March 31, 2022 and March 31, 2021:

Particulars	Not Due	Outstanding for following periods from due date of payment					Total
		Less than 6 months	6 months to 1 year	1-2 years	2-3 years	More than 3 years	
Others	-	42.50	-	-	-	559.83	559.83
<b>Total Trade payables</b>		42.50	-	-	-	640.68	<b>683.18</b>

## Note 18- Current Financial Liabilities - Others

Particulars	(INR in Lakhs)	
	As at Mar 31, 2022	As at Mar 31, 2021
Trade Advances and Deposits (Security Deposit)	2.31	2.31
<b>Total</b>	<b>2.31</b>	<b>2.31</b>



Lykis Marketing Private Limited

NOTES TO THE FINANCIAL STATEMENTS FOR THE YEAR ENDED MAR 31, 2022

Note 19 - Other Current Liabilities

(INR in Lakhs)

Particulars	As at Mar 31, 2022	As at Mar 31, 2021
Statutory Tax Payable (Including Provident Fund, Tax Deducted at Source and other Advances from customers)	12.20 2.07	65.45 -
<b>Total</b>	<b>14.27</b>	<b>65.45</b>

Note 20 : Current Provisions:

(INR in Lakhs)

Particulars	As at Mar 31, 2022	As at Mar 31, 2021
Provision for Audit fees	0.25	0.25
Provision for Expenses	1.32	-
Provision for Employee benefits: Provision for Gratuity	0.40	0.26
<b>Total</b>	<b>1.97</b>	<b>0.51</b>



**Lykis Marketing Private Limited**  
**NOTES TO THE FINANCIAL STATEMENTS FOR THE YEAR ENDED MAR 31, 2022**

**Note 21 : Revenue from Operations**

Particulars	(INR in lakhs)	
	For the Year ended Mar 31, 2022	For the Year ended Mar 31, 2021
<b>Sale of Goods:</b>		
Finished Goods sales (Including Excise Duty)	-	-
<b>Other Operating Income:</b>		
Sale of Services	367.09	461.83
<b>Total</b>	<b>367.09</b>	<b>461.83</b>

**Note 22 : Other Income**

Particulars	(INR in lakhs)	
	For the Year ended Mar 31, 2022	For the Year ended Mar 31, 2021
<b>Interest Income:</b>		
From Term Deposits with Banks	-	0.06
From Others	-	4.95
<b>Other Income</b>	<b>9.52</b>	<b>-</b>
<b>Total</b>	<b>9.52</b>	<b>5.00</b>

**Note 23 : Change in Inventories of Finished Goods/Work-in-progress/ Stock in Trade**

Particulars	(INR in lakhs)	
	For the Year ended Mar 31, 2022	For the Year ended Mar 31, 2021
<b>Stock at the beginning of the year</b>		
Finished Goods	-	-
<b>Stock at the end of the year</b>		
Finished Goods	-	-
<b>Changes in Inventories of Finished Goods, Stock-In-Trade &amp; Work-In-Progress</b>	<b>-</b>	<b>-</b>

**Note 24 : Employee Benefits Expenses**

Particulars	(INR in lakhs)	
	For the Year ended Mar 31, 2022	For the Year ended Mar 31, 2021
Salaries, Wages and Bonus	16.44	11.01
Gratuity Expenses	0.51	-
Staff Welfare Expenses	-	1.50
<b>Total</b>	<b>16.95</b>	<b>12.51</b>

**Note 25 : Finance Costs**

Particulars	(INR in lakhs)	
	For the Year ended Mar 31, 2022	For the Year ended Mar 31, 2021
Bank Charges and Commission	0.04	0.02
<b>Total</b>	<b>0.04</b>	<b>0.02</b>

**Note 26 : Depreciation and Amortisation Expense**

Particulars	(INR in lakhs)	
	For the Year ended Mar 31, 2022	For the Year ended Mar 31, 2021
Depreciation on tangible assets (Refer Note 5)	-	-
<b>Total</b>	<b>-</b>	<b>-</b>



**Lykis Marketing Private Limited**  
**NOTES TO THE FINANCIAL STATEMENTS FOR THE YEAR ENDED MAR 31, 2022**

**Note 27 : Other Expenses**

Particulars	(INR in lakhs)	
	For the Year ended Mar 31, 2022	For the Year ended Mar 31, 2021
<b>Direct Expenses</b>		
Conveyance	-	2.39
	-	<b>2.39</b>
<b>Selling &amp; Distribution Expenses</b>		
Commission Charges paid	3.00	44.16
Collie & Cartage Charges	-	-
Sales Promotion Expenses	-	1.20
	<b>3.00</b>	<b>45.36</b>
<b>Establishment Expenses</b>		
Payment to Auditors:		
Statutory Audit Fees	0.25	-
General and Office Expenses	0.24	1.39
Doubtful Debts	-	-
Legal and Professional Fees	32.39	0.65
Printing & Stationery Expenses	0.12	1.11
Postage & Telegram Expenses	-	1.13
Rent Expenses	-	-
Rates and Taxes	2.03	8.67
Travelling Expenses	-	-
Miscellaneous Expenses	-	1.01
Sundry Balances w/off	0.37	5.04
<b>Total</b>	<b>38.41</b>	<b>66.75</b>

**Note 28 : Earnings Per Equity Share**

Particulars	For the Year ended Mar 31, 2022	For the Year ended Mar 31, 2021
Net Profit attributable to Equity Shareholders (INR in Lakhs)	321.21	387.55
Weighted Average Number of Equity Shares (Nos. in Lakhs)	2.00	2.00
Basic and Diluted Earnings Per Share (INR)	160.61	193.78
Face value per Share (INR)	10.00	10.00





Lykis Marketing Private Limited  
 NOTES TO THE FINANCIAL STATEMENTS FOR THE YEAR ENDED MARCH 31, 2022

Note 29:- Financial Assets at Amortised Cost Method

The carrying value of the following financial assets recognised at amortised cost:

Particulars	As at March 31, 2022	As at March 31, 2021
<b>Non-Current Financial Assets</b>		
Loans	-	-
Others	-	-
<b>Current Financial Assets</b>		
Trade receivables	-	208.88
Cash and Cash Equivalents	14.44	1.96
Other bank balances	-	-
Loans	-	-
Others	-	1.15
<b>Total</b>	<b>14.44</b>	<b>211.99</b>

Note: The fair value of the above financial assets are approximately equivalent to carrying values as recognised above.

Note 30:- Financial Liabilities at Amortised Cost Method

The carrying value of the following financial liabilities recognised at amortised cost:

Particulars	As at March 31, 2022	As at March 31, 2021
<b>Non-Current Financial Liabilities</b>		
Borrowings	-	-
<b>Current Financial Liabilities</b>		
Borrowings	273.00	601.00
Trade Payable	559.83	683.18
Other Financial Liabilities	2.31	2.31
<b>Total</b>	<b>835.13</b>	<b>1,286.49</b>

Note: The fair value of the above financial liabilities are approximately equivalent to carrying values as recognised above.

Note 31 : Financial Risk Management Objectives and Policies

The Company's principal financial liabilities, other than derivatives, comprise loans and borrowings, trade and other payables, and financial guarantee contracts. The main purpose of these financial liabilities is to finance the Company's operations and to provide guarantees to support its operations directly or indirectly. The Company's principal financial assets include investments, loans, trade and other receivables, cash and cash equivalents that derive directly from its operations.

The Company is exposed to market risk, credit risk and liquidity risk. The below note explains the sources of risk which the entity is exposed to and how the entity manages the risk :

Risk	Exposure arising from	Measurement	Management
Credit Risk	Cash and cash equivalents, trade receivables, derivative financial instruments, financial assets measured at amortised cost.	Ageing analysis and Credit ratings	Diversification of bank
Liquidity Risk	Borrowings and other liabilities	Rolling cash flow forecasts	Availability of committed credit lines and borrowing facilities
Market Risk - interest rate	Long-Term borrowings at variable rates	Sensitivity analysis	Interest rate swaps



**Credit Risk**

Credit risk is the risk that counterparty will not meet its obligations under a financial instrument or customer contract, leading to a financial loss. The Company is exposed to credit risk from its operating activities (primarily trade receivables) and from its financing activities, including deposits with banks and financial institutions and other financial instruments.

**Trade receivables**

Customer credit risk is managed by the Company's established policy, procedures and control relating to customer credit risk management. The Company is in the business of Shop activities. Credit quality of a customer is assessed by the management on regular basis with market information and individual credit limits are defined accordingly. Outstanding customer receivables are regularly monitored and any further services to major customers are approved by the senior

An impairment analysis is performed at each reEquipping date on an individual basis for major customers. In addition, a large number of minor receivables are grouped into homogenous groups and assessed for impairment collectively. The maximum exposure to credit risk at the reEquipping date is the carrying value of each class of financial assets disclosed

On account of adoption of Ind-AS 109, the Company uses expected credit loss model to assess the impairment loss or gain. The Company uses a provision matrix to compute the expected credit loss allowance for trade receivables. The provision matrix takes into account available external and internal credit risk factors and the Company's historical experience for

**Financial instruments and cash deposits**

Credit risk from balances with banks and financial institutions is managed by the Company's finance department in accordance with the Company's policy. Investments of surplus funds are made generally in the fixed deposits and for funding to subsidiary company. The investment limits are set to minimise the concentration of risks and therefore mitigate financial loss to make payments for vendors.

The Company's maximum exposure to credit risk for the components of the balance sheet at March 31, 2022 and March 31, 2021 is the carrying amounts as stated in balance sheet except for balances of subsidiary company. The Company's maximum exposure relating to financial guarantees and financial derivative instruments is noted in the liquidity table below.

**Liquidity Risk**

The Company monitors its risk of a shortage of funds using a liquidity planning tool.

The Company's objective is to maintain a balance between continuity of funding and flexibility through the use of bank loans, preference shares and unsecured loans. The Company has access to a sufficient variety of sources of funding which can be rolled over with existing lenders. The Company believes that the working capital is sufficient to meet its current requirements.

The table below provides details regarding the maturities of significant financial liabilities as of March 31, 2022 and March 31, 2021

Particulars	Less than 3 Months	3 to 12 months	1 to 5 years	> 5 years
<b>Year ended March 31, 2022</b>				
Trade Payables			559.83	
Others			2.31	
<b>Year ended March 31, 2021</b>				
Trade Payables			683.18	
Others			2.31	



**Note 32 : Capital Management**

For the purpose of the Company's capital management, capital includes issued equity share capital, securities premium and all other reserves attributable to the equity holders of the Company. The primary objective of the Company's capital management is to maximise the value of the share and to reduce the cost of capital.

The Company manages its capital structure and makes adjustments in light of changes in economic conditions and the requirements of the financial covenants. To maintain or adjust the capital structure, the Company can adjust the dividend payment to shareholders, issue new shares, etc. The Company monitors capital using a gearing ratio, which is net debt divided by total equity. The Company includes within net debt, interest bearing loans and borrowings, less cash and cash equivalents.

Particulars	March 31, 2022	March 31, 2021
<b>A) Net Debt</b>		
Borrowings (Current and Non-Current)	273.00	601.00
<b>Net Debt (A)</b>	<b>273.00</b>	<b>601.00</b>
<b>B) Equity</b>		
Equity share capital	20.00	20.00
Other Equity	(819.23)	(1,140.67)
<b>Total Equity (B)</b>	<b>(799.23)</b>	<b>(1,120.67)</b>
<b>Gearing Ratio (Net Debt / Capital) i.e. (A / B)</b>	<b>-34%</b>	<b>-54%</b>

**Note 33 : Related Party Disclosure:**

**i) Relationship**

Description of relationship	Names of Related Parties
Holding Company	Lykis Limited
Key Managerial Personnel	Nadir Dhrolia Kismat Dhrolia

**Notes:**

1. The list of related parties above has been limited to entities with which transactions have taken place.
2. Related party transactions have been disclosed till the time the relationship existed.



Lykis Marketing Private Limited  
NOTES TO THE FINANCIAL STATEMENTS FOR THE YEAR ENDED MARCH 31, 2022

ii) Transaction with Related Parties during the year

Particulars	(INR in lakhs)	
	For the Year Ended March 31, 2022	For the Year Ended March 31, 2021
Loan Repayment		
Nadir Dhrolia	337.00	-
	<b>337.00</b>	<b>-</b>
<b>Purchases</b>		
Lykis Limited	-	-
Lykis Packaging Private Limited	-	-
	<b>-</b>	<b>-</b>
<b>Loan Taken</b>		
Nadir Dhrolia	10.00	600.00
	<b>10.00</b>	<b>600.00</b>

iii) Balance with Related Parties :

Particulars	Balances as at March 31, 2022	Balances as at March 31, 2021
Trade Payable		
Lykis Limited	559.83	632.16
	<b>559.83</b>	<b>632.16</b>
<b>Short term Loans &amp; Advances</b>		
Nadir Dhrolia	273.00	600.00
Bharat Jain	-	0.50
Hitesh Jain	-	0.50
	<b>273.00</b>	<b>1.00</b>

Note 34 : Ratios:

The following are analytical ratios for the year ended March 31, 2022 and March 31, 2021

Particulars	Numerator	Denominator	31st March 2022	31st March 2021	Variance
Current Ratio*	Current assets	Current liabilities	0.06	0.17	62.66
Debt – Equity Ratio	Total Debt	Shareholder's Equity	-	-	-
Debt Service Coverage Ratio	Earnings available for debt service	Debt Service	-	-	-
Return on Equity Ratio	Net Profits after taxes	Average Shareholder's Equity	33.46	29.49	(13.47)
Inventory turnover ratio	Revenue	Average Inventory	-	-	-
Trade receivables turnover ratio	Revenue	Average Trade Receivable	3.51	4.41	20.35
Trade payables turnover ratio**	Purchases of services and other expenses	Average Trade Payables	0.09	0.41	78.02
Net capital turnover ratio	Revenue	Working Capital	(0.46)	(0.41)	(11.63)
Net profit ratio	Net Profit	Revenue	87.50	83.92	(4.27)
Return on capital employed (ROCE)	Earning before interest and taxes	Capital Employed	40.19	34.58	(16.22)
Return on Investment(ROI)	Income generated from investments	Time weighted average investments	-	-	-

\* Due to decline in business income ratio is impacted

\*\* Better management of working capital has resulted in an improvement in the ratio



Lykis Marketing Private Limited  
NOTES TO THE FINANCIAL STATEMENTS FOR THE YEAR ENDED MARCH 31, 2022

Note 35 : Employees Benefit Obligation:

a) : Gratuity

The company provides for gratuity for employees in India as per the Payment of Gratuity Act, 1972. Employees who are in continuous service for a period of five years are eligible for gratuity. The amount of gratuity payable on retirement/ termination is the employees last drawn basic salary per month computed proportionately for 15 days salary multiplied by number of years of service.

The gratuity plan is a unfunded plan.

The amount recognised in the balance sheet and the movement in the net defined benefit obligation over the period are as follows:

Particulars	(INR in lakhs)	
	As at	As at
As at April 1, 2020	-	-
Current service cost	-	-
Interest expense/(income)	-	-
<b>Total amount recognised in profit or loss</b>	-	-
Liability Transferred in/Acquisitions	1.95	-
Liability Transferred out/Disinvestments	-	-
<b>Total Liability</b>	1.95	-
Remeasurements	-	-
(Gain)/Loss from change in financial assumptions	-	-
Experience (gains)/losses	0.51	-
<b>Total amount recognised in other comprehensive income</b>	0.51	-
Less: Benefit payments	-	-
<b>As at March 31, 2021</b>	2.46	-
Current service cost	0.36	-
Interest expense/(income)	0.15	-
<b>Total amount recognised in profit or loss</b>	0.51	-
Liability Transferred in/Acquisitions	-	-
Liability Transferred out/Disinvestments	-	-
<b>Total Liability</b>	2.97	-
Remeasurements	-	-
(Gain)/Loss from change in financial assumptions	(0.19)	-
Experience (gains)/losses	0.47	-
<b>Total amount recognised in other comprehensive income</b>	0.28	-
Less: Benefit payments	-	-
Less : Transferred to Discontinued Operations	-	-
<b>As at March 31, 2022</b>	3.26	-

Particulars	(INR in lakhs)	
	As at	As at
Amount Recognized in the Balance Sheet	March 31, 2022	March 31, 2021
(Present Value of Benefit Obligation at the end of the period)	(3.26)	(2.46)
Funded Status (Surplus/Deficit)	(3.26)	(2.46)
Less: Transferred to Discontinued Operations	-	-
<b>Net (Liability)/Assets Recognized in the Balance Sheet</b>	<b>(3.26)</b>	<b>(2.46)</b>

Particulars	(INR in lakhs)	
	As at	As at
Expenses Recognized in the Statement of Profit or Loss for Current Period	March 31, 2022	March 31, 2021
Current Service Cost	0.36	-
Net Interest Cost	0.15	-
<b>Expenses Recognized in the Statement of Profit or Loss</b>	<b>0.51</b>	<b>-</b>

Particulars	(INR in lakhs)	
	As at	As at
Expenses Recognized in the Other Comprehensive Income (OCI) for current Period	March 31, 2022	March 31, 2021
Actuarial (Gain)/Losses on Obligation for the period	0.28	0.51
Less : Remeasurement Gain /loss of Discontinued Operations	-	-
<b>Net (Income)/Expenses for the period Recognized in OCI</b>	<b>0.28</b>	<b>0.51</b>

Particulars	(INR in lakhs)	
	As at	As at
Balance Sheet Reconciliation	March 31, 2022	March 31, 2021
Opening Net Liability	2.46	-
Expenses Recognized in Statement of Profit and Loss	0.51	-
Expenses Recognized in OCI	0.28	0.51
Net liability /(Asset) Transfer In	-	1.96
Net liability /(Asset) Transfer Out	-	-
(Benefit Paid Directly by the Employer )	-	-
Less : Transferred to Discontinued Operations	-	-
<b>Net Liability/(Asset) Recognized in the Balance Sheet</b>	<b>3.26</b>	<b>2.46</b>

b) The significant actuarial assumptions were as follows:

Particulars	(INR in lakhs)	
	As at	As at
	March 31, 2022	March 31, 2021



Lykis Marketing Private Limited  
 NOTES TO THE FINANCIAL STATEMENTS FOR THE YEAR ENDED MARCH 31, 2022

Interest/Discount rate	6.41%	6.26%
Rate of increase in compensation	10.00%	10.64%
Expected average remaining service	5 Years	6 Years
Retirement Age	58 Years	58 Years
Employee Attrition Rate	15.00%	14.58%

c) A quantitative sensitivity analysis for significant assumption as at March 31, 2022 is shown below:

Assumption	Discount Rate		Salary Growth Rate	
	1% increase	1% decrease	1% increase	1% decrease
(INR in lakhs)				
<b>31-Mar-22</b>				
Impact on defined benefit obligation	(0.19)	0.22	0.21	(0.19)
% Impact	-5.83%	6.61%	6.32%	-5.69%
<b>31-Mar-21</b>				
Impact on defined benefit obligation	(0.16)	0.18	0.17	(0.16)
% Impact	-6.48%	7.42%	7.04%	-6.29%

The sensitivity analysis have been determined based on reasonably possible changes of the respective assumptions occurring at the end of the reporting period, while holding all other assumptions constant.

d) The following payments are expected contributions to the defined benefit plan in future years:

Particulars	(INR in lakhs)	
	As at March 31, 2022	As at March 31, 2021
Expected Payout Year one	0.40	0.26
Expected Payout Year two	0.38	0.25
Expected Payout Year three	0.35	0.24
Expected Payout Year four	0.33	0.24
Expected Payout Year five	0.31	0.23
Expected Payout Year six to ten	1.26	0.96
Expected Payout Year 11 and above	2.32	-



**Lykis Marketing Private Limited**  
**NOTES TO THE FINANCIAL STATEMENTS FOR THE YEAR ENDED MARCH 31, 2022**

**Note 36 : Previous Years' Figures:**

The financial statements have been prepared in accordance with the Companies (Indian Accounting Standards) Rules, 2015 (Ind-AS) prescribed under Section 133 of the Companies Act, 2013 and other recognised accounting practices and policies to the extent applicable. The Company has adopted Ind-AS on April 1, 2017 with the transition date as April 1, 2016, and adoption was carried out in accordance with Ind-AS 101 - First Time Adoption of Indian Accounting Standards. The previous period's figures have been regrouped or rearranged wherever necessary.

**Note 37 : Crypto Currency or Virtual Currency :**

Company has not involved into any transaction w.r.t crypto or any other virtual currency during the financial year 2021-22

**Note 38 : Relationship with Struck off Companies :**

Company has not involved into any transaction with companies which are struck off during the financial year 2021-22

**Note 39 : Details of Benami Properties held :**

No proceedings have been initiated during the year or are pending against the Company as at March 31, 2022 for holding any benami property under the Benami Transactions (Prohibition) Act, 1988 (as amended in 2016) and rules made thereunder.

**Note 40 : Contigent liabilities or provision :**

Company does not have any contingent liabilities for the year ended March 31, 2022.

The accompanying notes are an integral part of these financial statements

